

Start each day with a morning challenge <https://www.morningchallenge.co.uk/home> Which historical facts and landmarks will you discover?




Day	English & Reading	Maths	Topic
<b>Monday</b>	<p><b>INSET DAY</b></p> <p>Enjoy some quality time with your family, you could go for a walk, play board games, do some baking, get creative or snuggle up and watch your favourite film!</p>		
<b>Tuesday</b>	<p><b>Reading-</b> Listen to Chapter 8 of My Friend Walter  <a href="https://www.youtube.com/watch?v=Kyo19PeZvf8">https://www.youtube.com/watch?v=Kyo19PeZvf8</a>            You can find a copy of the text here  <a href="https://onlinereadfreenovel.com/michael-morpurgo/page.7,44643-my_friend_walter.html">https://onlinereadfreenovel.com/michael-morpurgo/page.7,44643-my_friend_walter.html</a>            Answer the questions about chapter 8 on the PowerPoint.            Blue group –Questions 1-4            Green/Yellow groups –Questions 1-5            Orange/Red groups –Questions 1-6</p> <p><b>Spelling- Group 1</b> - spelling focus: the ‘au’ digraph (naughty, caught, fraught, automatic, astronaut, cause, author, applaud, taught, audience)  <b>Group 2</b> - spelling focus: the letter string ‘ough’ (bought, fought, thought, ought, sought, nought, wrought, afterthought, thoughtfulness)</p> <p>Practise writing out your spelling words. Then find your spelling words in the word search. You can also practise your weekly spellings on Spelling Shed <a href="https://www.spellingshed.com/">https://www.spellingshed.com/</a></p> <p><b>Writing activity-</b> To practise writing complex sentences</p>	<p><b>Flashbacks-</b> Complete the flashback 4: week 6, day 2</p> <p><b>Fluency activity</b> – Compete a sound check on TTRS. Can you get 25/25? <a href="https://www.trockstars.com/">https://www.trockstars.com/</a></p> <p>Complete your weekly ‘My Maths’ activity  <a href="https://www.mymaths.co.uk/">https://www.mymaths.co.uk/</a></p> <p><b>Maths activity – To add fractions</b>            Watch the White Rose teaching video  <a href="https://vimeo.com/505801286">https://vimeo.com/505801286</a></p> <p>Complete the White Rose worksheet on adding fractions.</p>	<p><b>Topic- To complete a local study</b>            Our new topic for this half term is ‘Time Traveller’ Today we are going to travel back in time, we are going to revisit Wombourne’s past. I want you to research some specific areas in Wombourne.</p> <ul style="list-style-type: none"> <li>• Railway</li> <li>• Village green</li> <li>• Canal</li> </ul> <p>Use the internet, speak to family or friends that have lived in Wombourne for a long time. Make notes, find pictures online.  <a href="https://en.wikipedia.org/wiki/Wombourn_railway_station">https://en.wikipedia.org/wiki/Wombourn_railway_station</a>  <a href="https://www.yourlocalweb.co.uk/staffordshire/wombourne/old-historical-nostalgic-pictures/">https://www.yourlocalweb.co.uk/staffordshire/wombourne/old-historical-nostalgic-pictures/</a>  <a href="https://www.francisfrith.com/uk/wombourne">https://www.francisfrith.com/uk/wombourne</a></p> <p><b>Teams engagement session 9:30am</b></p>

	<p>Watch the teaching video on Oak Academy (lesson 8)  <a href="https://classroom.thenational.academy/lessons/t-o-practise-writing-complex-sentences-69h3ed">https://classroom.thenational.academy/lessons/t-o-practise-writing-complex-sentences-69h3ed</a>          Pause the video and complete the activities as you work through. There is a worksheet for each activity if you wish to use it or you can write on paper.</p>		
<b>Wednesday</b>	<p><b>Reading-</b> Listen to Chapter 9 of My Friend Walter  <a href="https://www.youtube.com/watch?v=6xDPSOZ7IMU">https://www.youtube.com/watch?v=6xDPSOZ7IMU</a>          Answer the questions about chapter 9 on the PowerPoint.          Blue group –Questions 1-4          Green/Yellow groups –Questions 1-5          Orange/Red groups –Questions 1-6</p> <p><b>GPS- To write expanded noun phrases</b>  <a href="https://www.bbc.co.uk/bitesize/articles/znpbgw">https://www.bbc.co.uk/bitesize/articles/znpbgw</a>          Complete activity 1 and 2 on this link.</p> <p><b>Writing activity – To plan a setting description</b>          Watch the teaching video on Oak Academy (lesson 9)  <a href="https://classroom.thenational.academy/lessons/t-o-plan-the-setting-description-cmv66d">https://classroom.thenational.academy/lessons/t-o-plan-the-setting-description-cmv66d</a>          Pause the video at various points and complete the table. Keep your plan safe as you'll need it for tomorrow's lesson.</p>	<p><b>Flashbacks-</b> Complete the flashback 4: week 6, day 3</p> <p><b>Fluency activity</b> – Play 'Fruit Splat' practise adding fractions start on Level 2a, if you're feeling ambitious challenge yourself and try level 3a  <a href="https://www.sheppardsoftware.com/math/fractions/addition-game/">https://www.sheppardsoftware.com/math/fractions/addition-game/</a></p> <p><b>Maths activity – To add mixed number fractions (activity)</b>          Watch the White Rose teaching video  <a href="https://vimeo.com/507460650">https://vimeo.com/507460650</a>          Complete the activity as you go through the video</p>	<p><b>Topic- To present information</b></p> <p>Today you're going to present what you have found out about the history of Wombourne. Make sure you make comparisons about what it is like now and what it was like. How has it changed?</p> <p>You can do this with posters, powerpoints or a video.  <b>Teams engagement session 1:30pm</b></p>
<b>Thursday</b>	<p><b>Reading-</b> Recap Chapter 9 of My Friend Walter  <a href="https://www.youtube.com/watch?v=6xDPSOZ7IMU">https://www.youtube.com/watch?v=6xDPSOZ7IMU</a>          Predict the ending of the story.          Think about what problems the characters have faced and if any of these need to be resolved</p> <p><b>Spelling test.-</b> Get a grown up to test you on this week's spellings, can you get 100%?</p> <p><b>Group 1 -</b> (naughty, caught, fraught, automatic, astronaut, cause, author, applaud, taught, audience)</p>	<p><b>Flashbacks-</b> Complete the flashback 4: week 6, day 4</p> <p><b>Fluency activity</b> – Practice your seven timestable by playing one of our favourite games, 'Hit the Button'  <a href="https://www.topmarks.co.uk/maths-games/hit-the-button">https://www.topmarks.co.uk/maths-games/hit-the-button</a></p> <p><b>Maths activity –To add mixed number fractions</b>          Watch the White Rose teaching video  <a href="https://vimeo.com/507550069">https://vimeo.com/507550069</a></p>	<p><b>PE</b>          Play PE Bingo on your own or with a sibling. Completing the activities as you draw the cards.</p> <p><b>Science- To explain ways electricity is generated</b></p> <p>Go through the PowerPoint finding out about the ways electricity is generated. Complete the worksheet or on a piece of paper complete work. You have been invited to commentate on a video clip about how electricity is generated.</p>

	<p><b>Group 2</b> -(bought, fought, thought, ought, sought, nought, brought, wrought, afterthought, thoughtfulness)</p> <p><b>Writing activity- To write a setting description</b> Watch the teaching video on Oak Academy (lesson 10) <a href="https://classroom.thenational.academy/lessons/to-write-the-setting-description-c8u34r">https://classroom.thenational.academy/lessons/to-write-the-setting-description-c8u34r</a> Use your plan from yesterday to write your setting description. Remember to include ambitious vocabulary, figurative language and adverbial phrases.</p>	<p>Complete the White Rose worksheet on adding mixed number fractions.</p>	<p><b>Teams social session 1:30pm</b></p>
<p><b>Friday</b></p>	<p><b>Reading-</b> To answer comprehension texts about a text. Log onto your Accelerated Reader account, <a href="https://ukhosted85.renlearn.co.uk/2249923/">https://ukhosted85.renlearn.co.uk/2249923/</a> select 'articles' browse the articles and chose a topic which interests you. Read the article and then take the quiz, there are 3 questions to answer.</p> <p><b>GPS- To write expanded noun phrases</b> <a href="https://www.bbc.co.uk/bitesize/articles/znpgwx">https://www.bbc.co.uk/bitesize/articles/znpgwx</a> To complete activity 3.</p> <p><b>Writing activity- To analyse quotes from the text</b> Watch the teaching video on Oak Academy (lesson 11) <a href="https://classroom.thenational.academy/lessons/to-analyse-quotes-from-the-script-71pcc">https://classroom.thenational.academy/lessons/to-analyse-quotes-from-the-script-71pcc</a> In this lesson, we will recap what we have learnt so far about the play Macbeth. We will then look at Act 1 Scene 3 when Macbeth meets the witches on the heath. During this section of the play, we will analyse and unpick any Shakespearean language that is unfamiliar and explain the meaning</p>	<p><b>Flashbacks-</b> Complete the flashback 4: week 6, day 5</p> <p><b>Fluency activity</b> – Complete an arithmetic test. This will be good preparation for your SATs next year!</p> <p><b>Maths activity –To subtract fractions</b> Watch the White Rose teaching video <a href="https://vimeo.com/507661410">https://vimeo.com/507661410</a> Complete the White Rose worksheet on subtracting fractions.</p>	<p><b>French –</b> Watch the video saying the French words for different food <a href="https://www.youtube.com/watch?v=HzLdqHkWFQM">https://www.youtube.com/watch?v=HzLdqHkWFQM</a></p> <ul style="list-style-type: none"> <li>• Write down and illustrate a recipe for a well-known French dish.</li> <li>• Plan a simple French meal for your friends. Find out how much it would cost to buy the ingredients.</li> <li>• Find out about the type of money that is used in three different French-speaking countries.</li> </ul> <p><b>Teams engagement session 9:30am</b></p>

Any questions please contact us on the following email address: [5BWremotlearning@blakeleyheath.staffs.sch.uk](mailto:5BWremotlearning@blakeleyheath.staffs.sch.uk) , we are here to help and would love to see all of the wonderful learning that you're doing at home. If you can't access the remote learning online please let us know and we will arrange for a remote learning pack to be collected from school.

**Mrs Baldwin, Miss Whitehouse and Mrs Dorrington**

<b>Useful Links</b> (Your childs passwords are all in their reading journal)	
Accelerated Reader	<a href="https://ukhosted85.renlearn.co.uk/2249923/">https://ukhosted85.renlearn.co.uk/2249923/</a>
Times Tables Rockstars 	<a href="https://www.ttrockstars.com/">https://www.ttrockstars.com/</a>
My Maths 	<a href="https://www.mymaths.co.uk/">https://www.mymaths.co.uk/</a>
Spelling Shed 	<a href="https://www.spellingshed.com/">https://www.spellingshed.com/</a>